



Consolidated Financials 2011

Below, please find the consolidated financial figures of Child's Dream Foundation (Thailand), Child's Dream Association (Switzerland) and *diversethics* Foundation (Switzerland).

Comprehensive audited annual reports of all three legal entities can be found in the Resource Centre of our webpage www.childsdream.org.

You may also refer to our 'Child's Dream Yearbook 2011' which is available on our website.

Balance Sheet (in CHF)

	31.12.2011	31.12.2010
Assets		
Liquid assets	4,408,218	4,233,384
Inventories	293	329
Fixed Assets	681,310	782,618
Total assets	5,089,821	5,016,331
Liabilities, Funds and Capital		
Liabilities	58,878	39,935
Restricted funds	1,332,184	1,312,956
Paid-in capital	108,784	109,862
Internally generated unrestricted operating funds	157,484	55,187
Unrestricted capital	3,432,492	3,498,391
Surplus for the year (after allocation)	-	-
Total Liabilities, Funds and Capital	5,089,821	5,016,331

Notes

- 1) For consolidation purposes, a foreign exchange rate of 34.1534433 between CHF and THB was applied in 2011. For 2010 a FX rate of 30.4177715 was the base for calculation.
- 2) The yearly FX rate is the weighted average resulting from 'Donation Transfers' between Child's Dream Association (Switzerland) and the receiving entity Child's Dream Foundation (Thailand).
- 3) The drop in 'Fixed Assets' between the year 2010 and 2011 can be explained by the 11% stronger CHF/THB exchange rate. Our 'Fixed Assets' are mainly held by Child's Dream Foundation (Thailand) and valued in THB.
- 4) All 'Liabilities' are booked under Child's Dream Foundation (Thailand) and comprise of our staff savings plan, as well as provisions and a sinking fund for our organisation's domicile.



Statement of Operations (in CHF)

		1.1.2011 – 31.12.2011		1.1.2010 – 31.12.2010
Income				
Donation private individuals	423,872		424,628	
Restricted	1,792,646	2,216,518	1,823,469	2,248,097
Donations corporate	306,402		438,513	
Restricted	1,354,845	1,661,247	1,077,410	1,515,923
Donations shop		2,689		1,221
Interest		7,981		6,414
Total Income		3,888,435		3,771,655
Expenditure				
Project expenditure		3,418,957		2,914,848
Administration & fundraising expenditure				
Personnel costs	246,497		226,237	
Administration, legal & travel	33,345		34,087	
Financial costs	1,211		1,883	
Depreciation	17,105		8,877	
Provisions	2,086		-	
Other costs	1,633	301,877	528	271,612
Total Expenditure		3,720,834		3,186,460
Allocation to restricted funds		19,229		559,808
Surplus for the year (prior to allocation)		148,372		25,387
Total		3,888,435		3,771,655

Notes

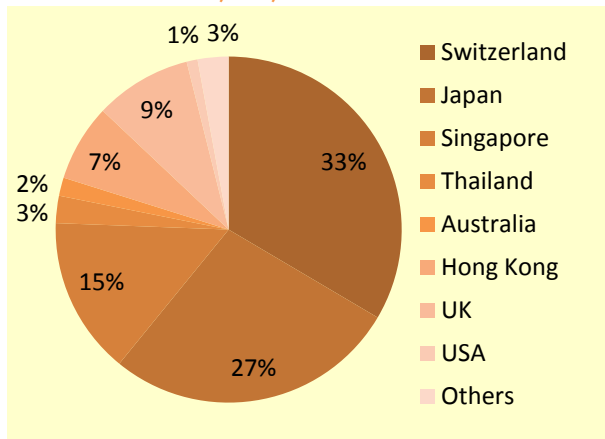
- 1) The quarterly payments by *diversethics* Foundation for the running cost of the foundation are integrated the position 'Personnel Costs'.
- 2) The increase in the position 'Depreciation' is mainly due to increased depreciations for one of our IT databases.
- 3) Our consolidated administration expense ratio for 2011 is 7.8%.

Financial Information

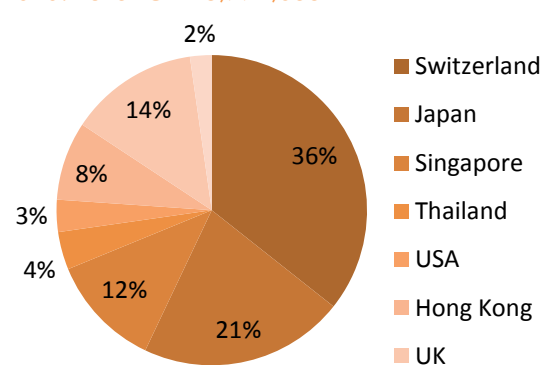
Sources and Uses of Funds

Origin of donations

2011: Total CHF 3,888,435



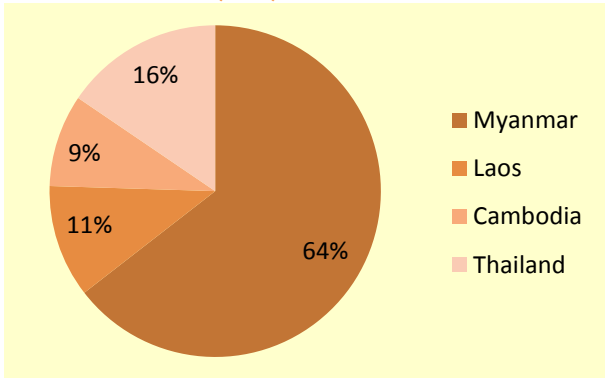
2010: Total CHF 3,771,655



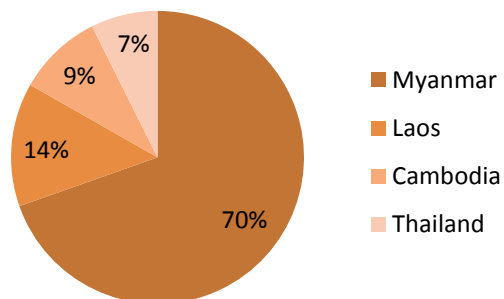
Project expenditure by

- Origin / nationality of beneficiaries

2011: Total CHF 3,418,957



2010: Total CHF 2,914,848



- Focus Group

